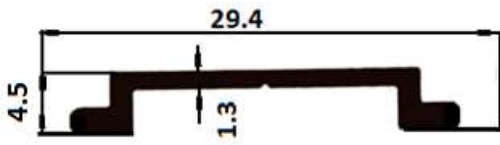
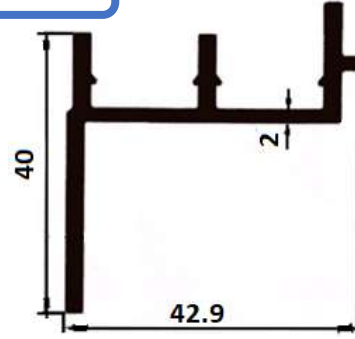


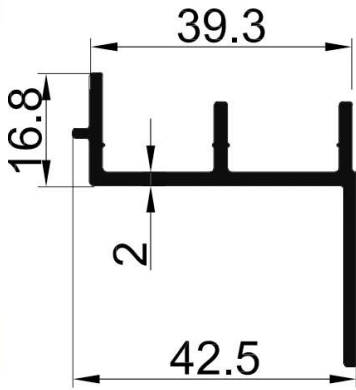
TRANSPORT SECTION



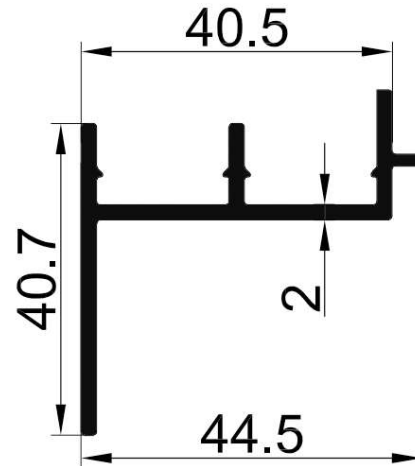
SL.NO	SECTION NO.	WEIGHT(KG/M)
1	5701	0.138



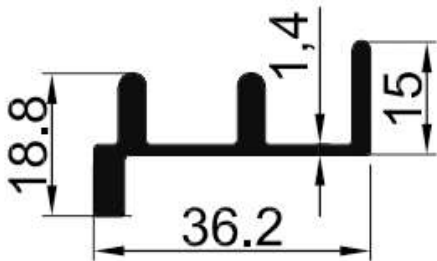
SL.NO	SECTION NO.	WEIGHT(KG/M)
1	5710	0.655



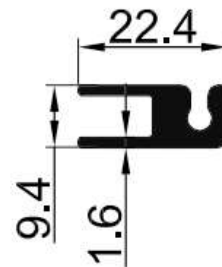
SL.NO	SECTION NO.	WEIGHT(KG/M)
1	5712	0.567



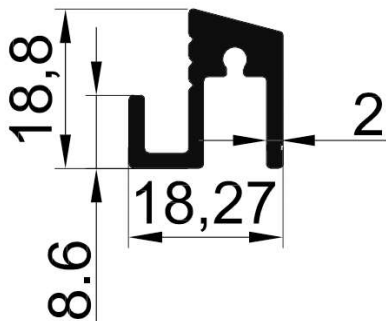
SL.NO	SECTION NO.	WEIGHT(KG/M)
1	5714	0.589



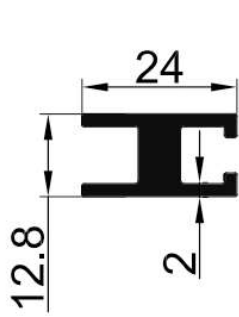
SL.NO	SECTION NO.	WEIGHT(KG/M)
1	5716	0.485



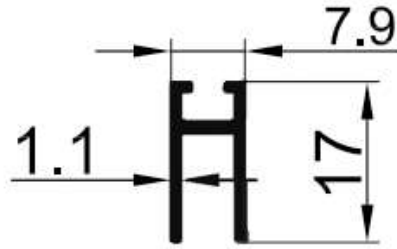
SL.NO	SECTION NO.	WEIGHT(KG/M)
1	5718	0.320



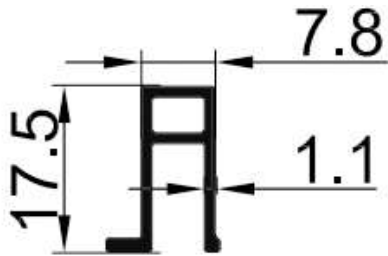
SL.NO	SECTION NO.	WEIGHT(KG/M)
1	5720	0.355



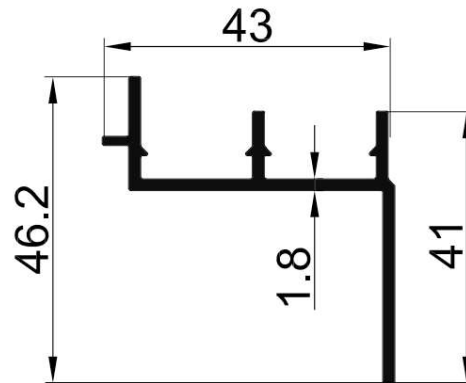
SL.NO	SECTION NO.	WEIGHT(KG/M)
1	5722	0.433



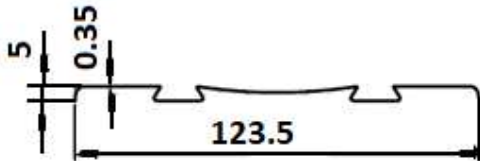
SL.NO	SECTION NO.	WEIGHT(KG/M)
1	5724	0.130



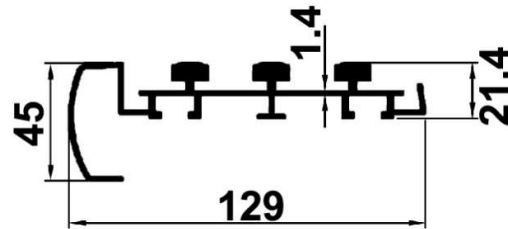
SL.NO	SECTION NO.	WEIGHT(KG/M)
1	5726	0.153



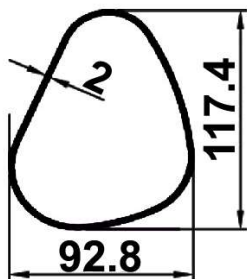
SL.NO	SECTION NO.	WEIGHT(KG/M)
1	5728	0.533



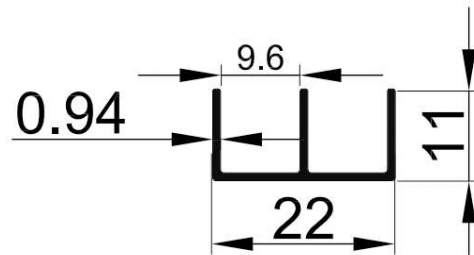
SL.NO	SECTION NO.	WEIGHT(KG/M)
1	5500	0.249



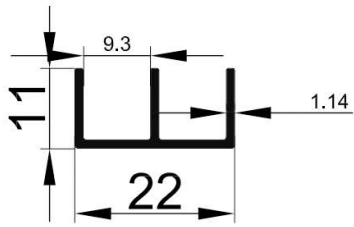
SL.NO	SECTION NO.	WEIGHT(KG/M)
1	5605	1.882



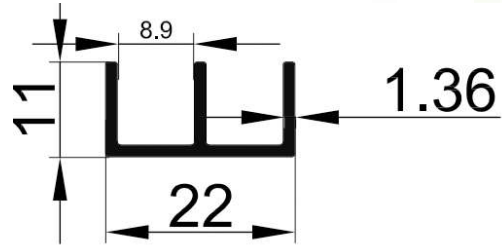
SL.NO	SECTION NO.	WEIGHT(KG/M)
1	9111	1.750



SL.NO	SECTION NO.	WEIGHT(KG/M)
1	5310	0.132



SL.NO	SECTION NO.	WEIGHT(KG/M)
1	5312	0.158



SL.NO	SECTION NO.	WEIGHT(KG/M)
1	5314	0.187